



# #HowtoTiguan

An owner's manual  
for today's parents



“**Don't make me  
turn this car around**”

---

Your dad.  
Now also you.

# This is #HowtoTiguan

Every new vehicle comes with an owner's manual. Sadly, new families do not. As a result, generations of kids and their parents have been forced to figure it out on their own while navigating the unique challenges of family life on the road. This book aims to change that. To finally put an end to all the seat kicking, every "ow mom, he hit me," and the endless cries of "are we there yet?"

Family life happens fast. The early practices. The short attention spans. The unexpected friends from school. It can be a lot sometimes.

In the following pages, you'll find helpful tips and tricks to make it all look a little more effortless—with some help from the incredibly adaptable, redesigned 2022 Volkswagen Tiguan. Who knows, maybe you'll even come up with a few tips of your own. Share them with #HowtoTiguan, and help us make the family vehicle fun again.



# How to unlock your car when your kid hides your keys

You know the drill. Kids love shiny things. Like, for example, the brand new key to your brand new Tiguan. So if your kid steals and hides it, is it really their fault? Yes. But will you still be able to unlock your Tiguan to grab something inside? Also yes. All thanks to the all-new, available Volkswagen Car-Net® app that connects to your vehicle from anywhere in the world. Neat, huh?

“Where the heck  
are they?!”

You, when you lose  
your keys.



- 1 Check for your keys under the dresser.
- 2 Now behind the couch cushion.
- 3 Maybe the dog bowl?
- 4 Use the Car-Net® app instead to unlock your Tiguan and grab what you need.
- 5 Realize the keys were in your pocket the whole time.
- 6 Breathe a sigh of relief. You've earned it.



# How to open the tailgate while you're carrying children and groceries

For your next trick, you'll be opening the tailgate of the redesigned 2022 Tiguan, while also carrying a sleeping toddler and a handful of surprisingly heavy grocery bags. No, it's not magic. It's just top-notch German engineering. And it's also kind of fun to play with.

1

Gently kick your foot underneath the rear bumper.

2

Stand back and let the available Power Tailgate with Easy Open and Easy Close function do all the work.

3

Be sure to say "open sesame" for added drama. Your kids will love it, and may even think you're a wizard.

4

Now quit messing around and get those groceries home. The ice cream is melting.



“Look ma,  
no hands!”

A grown man playing with  
the Tiguan's Power Tailgate.



“Don’t worry,  
we’ll make it fit”

Delusional sedan-driving  
hockey parent.



## How to fit everyone and everything all in one trip

No one should ever be forced to choose between their kids and their stuff (but to be clear, you should probably choose kids). Fortunately, the 2022 Tiguan's incredibly adaptable 40/20/40 split-folding second row and handy pass-through will ensure you never have to make that decision.

- 1 Fold down the seats into whatever configuration you need.
- 2 Slide the items in and make sure they're secure.
- 3 Buckle all children safely into their seats.
- 4 Immediately look for someone to high-five. If no one is around, silently pumping your fist is also acceptable.

HOW GOOD ARE  
YOU AT PLAYING  
TRUNK TETRIS?

Show us with  
#HowtoTiguan

## How to correctly **buckle in various children's playthings**

Safety is a big deal. And that goes for every member of the family. Even the big, inanimate, polyester-filled ones. So here's a guide to safely securing stuffed animals and other lovable things of various shapes and sizes. And remember, never buckle in a unicorn. They must always be free.

Giraffe




**CORRECT**




**INCORRECT**

Shark



CORRECT



INCORRECT

Your four-legged kid



CORRECT



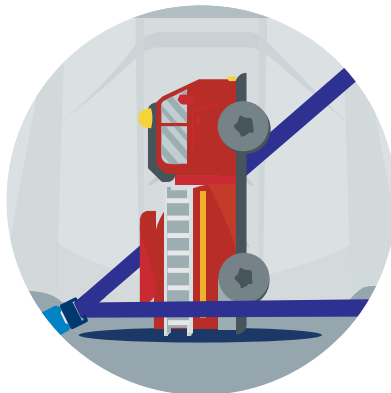
INCORRECT

Please ensure that your pet is safely secured in a harness or restraint appropriate for their size.

Firetruck

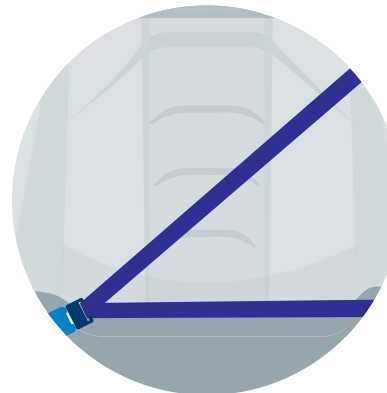


CORRECT

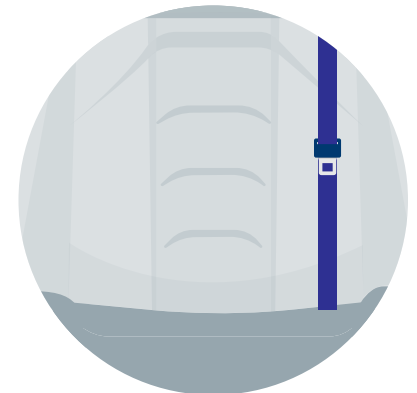


INCORRECT

Imaginary friend



CORRECT



INCORRECT

## How to keep the little ones entertained on a road trip

You know how it goes. Many long hours on the road with only a handful of toys and some road games to keep the kids entertained. But you can only play "I spy" for so long, right? That's why your Tiguan's available wireless Apple CarPlay®/Android Auto™ is there to save the day. Phew.



- 1 Connect your phone to your Tiguan using Apple CarPlay®/Android Auto™.
- 2 Play your kids' favourite song on repeat.
- 3 Keep playing it. Over. And over. And over.
- 4 Nope, not done yet. Keep playing it.
- 5 Wait until your kids sing themselves to sleep.
- 6 Put on your favourite podcast instead in an attempt to restore your sanity.

HOW DO YOU  
ENTERTAIN  
YOUR KIDS ON  
A ROAD TRIP?

Tell us with  
#HowtoTiguan



“I’m bored”

Your kid, two minutes  
into a five-hour drive.

## How to fit your kid and all their friends in your car

Just picture it. You're waiting outside of school, and out the front door comes your kid. And Jackson. And Clarissa. And that one boy whose name you always forget. That's when you realize your kid has invited what feels like half the class to your home, and your car is about to become their personal limo. Luckily, there's space for them in a pinch, all thanks to your Tiguan's optional third row. Talk about convenient.

1

Get out of the car.

4

Usher the kids inside.

2


Say hi to your kid's friends. Even whatshisname.


5

Take in the school gossip as you drive back home.

3

Flip up the Tiguan's optional third row.







# How to find your vehicle after 10 very long hours at the amusement park

After an unending day of roller coasters, funnel cakes, and mini meltdowns, you'll be lucky to remember your own name, let alone where you parked. But fear not, because the Last Parked Location feature on your available Car-Net® app can point you in the right direction. You've had enough excitement for one day.

“It's around  
here somewhere”

You, twenty minutes ago,  
in the wrong parking lot.



**WANNA PLAY  
PARKING LOT HIDE  
AND SEEK?**

Show us with  
#HowtoTiguan

- 1 Pull out your smartphone.
- 2 Wipe all the sticky little handprints off your screen.
- 3 Open your Car-Net® app and use Last Parked Location.
- 4 Act like you totally knew where you were parked the whole time.

# How to preheat your SUV when it's -20° and you just got back from vacation

Nothing kills those beach vibes faster than climbing into the ice-cold clutches of an SUV that's been sitting in frigid airport parking during your week-long family vacation. Fortunately, that phone you've been using to take pics of Mai Tais and towel swans can also start preheating your Tiguan the instant you touch down. Just wait until they turn off the seatbelt sign, okay?

**1** Wait for the plane to land.

**2** Look out the tiny little airplane window to your left, into the dark, barren, wintry scene that lies before you.

**3** Immediately shut the window screen and grab your smartphone.

**4** Open the available Car-Net® app and use Remote Start.

**5** Consider changing into something more seasonally appropriate than board shorts and a Hawaiian shirt.

“I can't feel  
my hands”

—  
The rest of  
your body.



**GOT ANY CLEVER  
USES FOR REMOTE  
START?**

Share them with  
[#HowtoTiguan](#)



# How to master a few basic shadow puppets

The standard LED headlights in the redesigned 2022 Tiguan can really kickstart your budding career as a shadow puppeteer (they're also quite good for helping you see clearly at night). Here are a few basic shapes to get you started. Use them to impress your kids, and maybe a few of the neighbours.



Dog



Bird



**Bunny**



**Taj Mahal  
(more advanced)**

## How to give your kids a realistic estimate of how much longer it'll be

Look, we can't promise they'll stop asking. But we can promise you'll be able to give them a very detailed answer. With available Digital Cockpit Pro, you can customize the entire dashboard to your liking—everything from navigation, to driving data, to fuel economy and range, too. Try giving the kids full turn-by-turn directions. That should keep 'em busy for a while.

**1** Wait for them to ask. This part won't take long.

**3** Refer to your perfectly customized, incredibly easy-to-read Digital Cockpit Pro screen and relay real-time navigation info to your impatient child.

**2** And there it is.

**4** Repeat step 1.



“Are we there yet?”

Your kids, literally every 5 minutes.




“THUMP!  
THUMP!  
THUMP!”

The back of  
your seat.

## How to stop your kids from kicking your seat

Maybe they're warming up for soccer practice. Or trying to become a car karate master. Or maybe they're just bored (honestly, that's probably it). Whatever the reason, your kids have an unhealthy passion for kicking your seat, and your back is not happy. Luckily, where asking your kids to stop may fail, the Tiguan's sliding second row succeeds.

- 1 Ask your kid to stop kicking your seat... again.
- 2 No luck? Safely pull your car over.
- 3 Pull their seat back using the Tiguan's sliding second row.
- 4 Start driving again.
- 5 Whisper "you're welcome" to your back. No doubt it's thrilled.





# How to get to the ski slopes despite **30cm of snow**

Ahh, hitting the slopes. The most Canadian of family activities. Problem is, getting there means driving through wintry roads. Which means sleet, ice, and other not-so-nice things. But thanks to your Tiguan's standard 4MOTION® All-Wheel Drive and a good set of winter tires, snow doesn't have to be a problem. Family trip: saved.

- 1** Get in your car.
- 2** Turn on your heated seats and steering wheel. You know you want to.
- 3** Drive to the slopes in confidence with 4MOTION® All-Wheel Drive.
- 4** Start skiing with the family.
- 5** Probably wipe out a bunch.

“**Snow and sleet  
and ice, oh my!**”

Canadians every winter.  
And spring.  
And sometimes fall.



And that's  
#Howto**Tiguan**

